

The NATIONAL TIME 902 Series Fire Fighter Control Panel creates an attractive and informative user control panel on any National 900, 901, or 902 FACP installation. The small footprint, low profile cabinet can be located where space may be limited or at additional building entrances where user control is desired. The 902-FFCP does not replace the user control at the fire alarm panel but creates up to 31 additional user control points on the system.

The 902-FFCP can include a 902-CPU control that provides complete control of the system identical to the main panel. For audio systems, the 902-FFCP can include a remote microphone and zone page control switches. Multi-color LED annunciator points and additional switch control can be added in any combination to satisfy any installation requirement.

Power is supplied by the main panel's power-limited 24VDC eliminating expensive 120VAC building power drops. The 902-CPU communicates using the system's RS485 circuit while LED annunciators communicate using the system's DigiComm™ addressable loop. The remote microphone, if required, communicates using the audio system microphone supervision cable that is also a power-limited connection eliminating all non-power limited dedicated conduit installation.

For smaller user control, paging, and annunciator installations, see the 902 Fire Alarm Remote Annunciators (Bulletin F-557).



## Capabilities:

Remote Fire Fighter User Control

Fits in Small Spaces

Attractive for Lobby and High Visibility Installations

Full System Control and Display


Programmable Switches for Controlled Evacuations

Remote Paging Microphone with Zone Paging Switches.

Multi-Color LED Point Annunciation

All Power-Limited Installation

UL Listed



## A902-FFCP Example Layout

### A902-BOX-F-FW


Flush Mount 902 Series Back Box  
with Full Window Door

### A902-FFC-SSSS

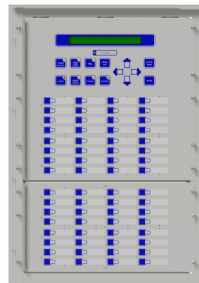
Shown with 4 D900-A8S Switch Boards.  
Alternately, choose D900-A12L LED boards,  
D900-A4S6L Combination Switch/LED boards or  
D900-Blanks.

### A902-RA-MIC-SS

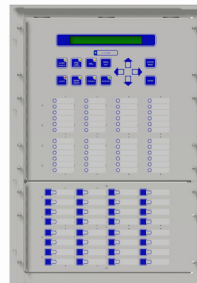
Shown with Microphone and 2 D900-A8S Switch Boards.  
Alternately, choose D900-A12L LED boards,  
D900-A4S6L Combination Switch/LED boards or  
D900-Blanks with or without Microphone.




A902-FFC-SSSS  
A902-RA-MIC-SS



A902-FFC-SSSS  
A902-RA-SSSS



A902-FFC-LLLL  
A902-RA-SSSS



A902-RA-FULL-12S

## Variations of 902-FFCP

Controls and Annunciation to fit  
any need.

Shown with Doors Removed

## Specifications

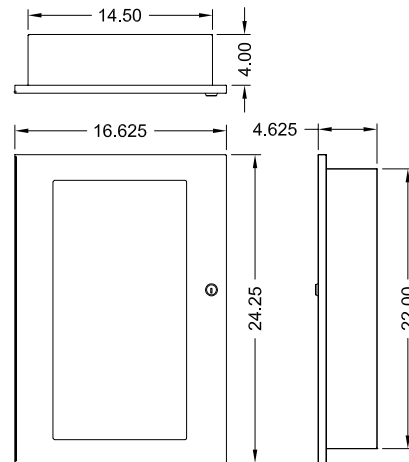
**PRIMARY POWER:** Regulated 24VDC @ 170mA max. (CPU)  
24mA max (each D900 annunciator)

**COMMUNICATION:** DigiComm™ Addressable Communication Loop  
24VDC @ 0.5mA each D900 annunciator

**RS485 NETWORK:** National 900/901/902 Series Panel Network  
5VDC @ 100mA max (902-CPU)

**MAX. TEMP. RANGE:** 32° - 120°F (0 - 49°C)

**HUMIDITY:** 85% Non-condensing max.



## Ordering Information

Part No.	Description
A902-BOX-F-FW	902 Back Box, Flush Mount, Full Window Door
A902-FFC-XXXX	902 Fire Fighter Control Chassis with D900 Annunciator Modules. (Choose S,C,L,B Modules)
A902-RA-MIC-XX	902 Remote Annunciator Chassis with Mic and Annunciator Modules. (Choose S,C,L,B Modules)
A902-RA-XXXX	902 Remote Annunciator Chassis with Mic and Annunciator Modules. (Choose S,C,L,B Modules)
A902-RA-FULL-XXX	902 Full Box Remote Annunciator Chassis. (Choose S,C,L,B Annunciator Modules)